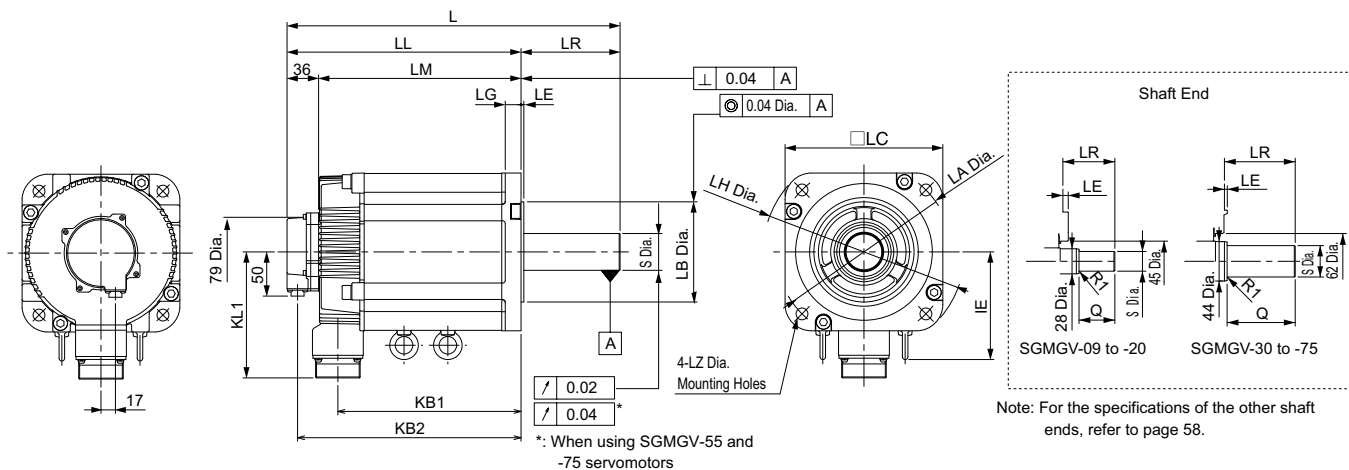


# External Dimensions Units: mm

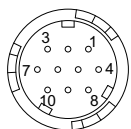
(2) 850 W to 7.5 kW



Model SGMGV-	L	LL	LM	LR	KB1	KB2	IE	KL1	Flange Face Dimensions						Shaft End Dimensions		Approx. Mass kg	
									LA	LB	LC	LE	LG	LH	LZ	S		Q
09□□A21	195	137	101	58	83	125	-	104	145	110 <sup>0</sup> <sub>-0.035</sub>	130	6	12	165	9	19 <sup>0</sup> <sub>-0.013</sub>	40	5.5
13□□A21	211	153	117	58	99	141	-	104	145	110 <sup>0</sup> <sub>-0.035</sub>	130	6	12	165	9	22 <sup>0</sup> <sub>-0.013</sub>	40	7.1
20□□A21	229	171	135	58	117	159	-	104	145	110 <sup>0</sup> <sub>-0.035</sub>	130	6	12	165	9	24 <sup>0</sup> <sub>-0.013</sub>	40	8.6
30□□A21	239	160	124	79	108	148	-	134	200	114.3 <sup>0</sup> <sub>-0.025</sub>	180	3.2	18	230	13.5	35 <sup>+0.01</sup> <sub>0</sub>	76	13.5
44□□A21	263	184	148	79	132	172	-	134	200	114.3 <sup>0</sup> <sub>-0.025</sub>	180	3.2	18	230	13.5	35 <sup>+0.01</sup> <sub>0</sub>	76	17.5
55□□A21	334	221	185	113	163	209	123	144	200	114.3 <sup>0</sup> <sub>-0.025</sub>	180	3.2	18	230	13.5	42 <sup>0</sup> <sub>-0.016</sub>	110	21.5
75□□A21	380	267	231	113	209	255	123	144	200	114.3 <sup>0</sup> <sub>-0.025</sub>	180	3.2	18	230	13.5	42 <sup>0</sup> <sub>-0.016</sub>	110	29.5

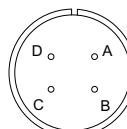
Note: Models with oil seals are of the same configuration.

· Cable Specifications for Encoder-end Connector (20-bit Encoder)



Receptacle: CM10-R10P-D  
 Applicable plug (To be provided by the customer)  
 Plug: CM10-AP10S-□-D (Angle)  
 CM10-SP10S-□-D (Straight)  
 (Boxes (□) indicate a value that varies, depending on cable size.)  
 Manufacturer: DDK Ltd.

· Cable Specifications for Servomotor-end Connector



A	Phase U
B	Phase V
C	Phase W
D	FG (Frame ground)

Manufacturer: DDK Ltd.

With an Absolute Encoder

1	PS	6	BAT (+)
2	/PS	7	-
3	-	8	-
4	PG 5V	9	PG 0V
5	BAT (-)	10	FG (Frame ground)

With an Incremental Encoder

1	PS	6	-
2	/PS	7	-
3	-	8	-
4	PG 5V	9	PG 0V
5	-	10	FG (Frame ground)